


EMERALD POOL CARE

Circulation



Empty Skimmer Baskets

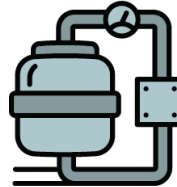
Keep the skimmer and pump basket(s) clear. This improves water flow to the filter system. In the Fall their could be more requiring clean out 2 times per day.



Return Jet Management

Angle down and point them all in the same direction. This pushes debris to the surface for the skimmer(s). It also helps mix in chemicals.

Filter & Pump



Run the system for 8-10 hrs per day. Minimums:
Warm/hot weather 8-12hrs.
Cool/cold weather 4-6hrs.

Filter Pressre Monitoring



When psi increases past 10psi over normal operational pressures it is time to clean the filters or backwash.

Cleaning

Skim The Water Surface Daily

This helps to capture debris from all sinking to the bottom and making the vacuum more effective.



Vacuum Once A Week

If you don't have a working automatic pool cleaner.



Brush

At least 2x/week. Walls, steps, ledges all towards the floor.



Chemistry

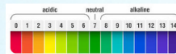
1. Test the Water Weekly

Add chemicals if needed.



2. Balance the Water

Adjust as needed for alkalinity of 100-150ppm. Alkalinity Increaser vs. muratic acid to lower pH



3. Sanitize

Wether it is salt or chlorine you want to keep:

- Chlorine @ 1-3ppm
- Bromine @ 4-6 ppm
- Biguanide @ 30-50 ppm.



4. Shock

Every 1-2 weeks shock the pool at nighttime and let the pool run for at least 8hrs. Standards say "Re-entry into treated pools is prohibited above 4 ppm.

*Guide:

- >10k gal = 2 lbs
- >20k gal = 4 lbs
- >35k gal = 7 lbs

*You should always follow the specific manufacturer recommendations